

SOL Testing Updates

Grades 3-8

Test Nav 8

CAT Math 3-8

CAT Reading 3-5

Honaker- ES Principals

February, 16, 017

Testing Memo 1209 – May 11, 2015

Ensuring Test Security

- **Each testing schedule should be designed so that the administration of a specific test occurs in as short a period of time as possible.**
- **Minimizing the number of testing days for each specific test will help to maintain the security of the test items and minimize the potential for test security violations.**

Testing Memo 1209 – May 11, 2015

Appropriate Use of the SDBQ

- **The SDBQ may be used in providing remediation to individual students prior to administering their expedited retakes.**
- **It is NOT appropriate to use the information of SDBQ reports from students who have already taken the SOL test to focus instruction or test review for students who have not yet taken the test.**

Reading SOL Test Blueprints

		Number of Items	
		CAT Format	Traditional Format
Gr 3 Reading	Number of Operational Items	28	40
	Number of Field Test Items	5	7
	Total Number of Items on Test	33	47
Gr 4 Reading	Number of Operational Items	28	40
	Number of Field Test Items	5	7
	Total Number of Items on Test	33	47
Gr 5 Reading	Number of Operational Items	28*	40
	Number of Field Test Items	5	10
	Total Number of Items on Test	33*	50

Scheduling Considerations

Testing Over Two Days

- Administering grades 3-5 mathematics tests and grades 3-5 reading tests **over two days** is an option.
- **VDOE suggest using only one day because all are individual and all Read Aloud -- take more Examiners and Proctors.**
- Consider that grades 3-5 reading tests will be approximately 30% shorter than the traditional test when planning the testing schedule.

TestNav 8

- **ALL students should be trained how to use Test Nav 8 and the TOOL BAR prior to taking an SOL test**



Test Ticket Signature and Device ID

TestNav8 Electronic Test – Student Authorization Ticket

Virginia

Student Name: _____

Session Name: _____

Location: _____

Test: _____

You are authorized to take the electronic version of _____ . You will have to enter the following information to access the test on your device. Please wait for instructions from the test examiner before proceeding.

Enter the following information on the **Virginia** login screen in the TestNav 8 Application:

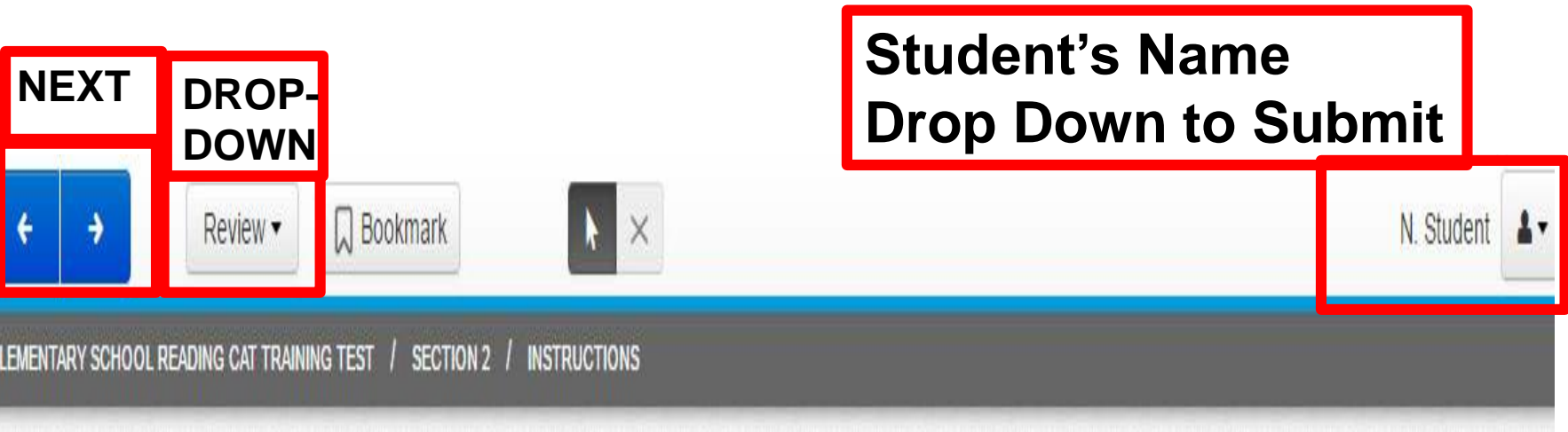
Username: _____

Password: _____

ALL Students Must Sign Test Ticket
DO NOT list Testing Device unless they have problems
All scratch paper must be signed by student

Student Signature: _____

Testing Device ID: _____

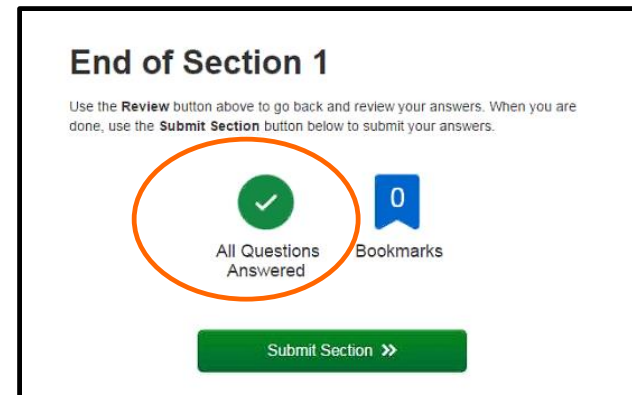
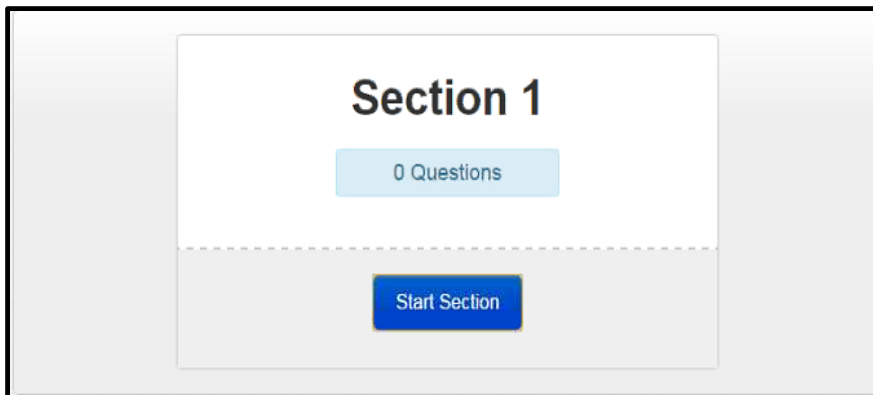


All navigation buttons are located AT THE TOP OF THE SCREEN

The RIGHT ARROW BUTTON AT THE TOP OF THE SCREEN is used to go to the next question

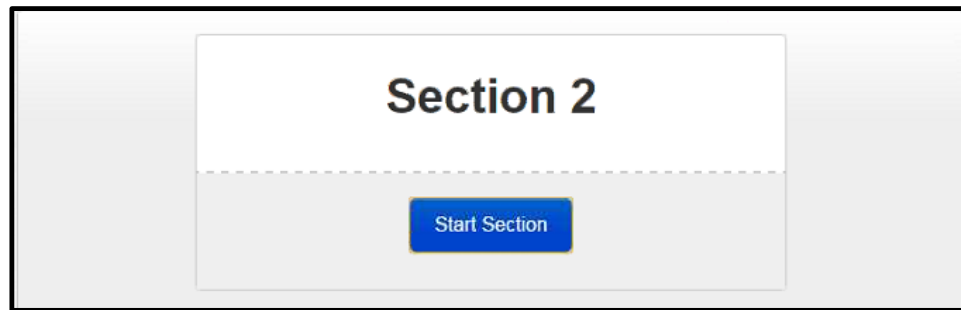
Mathematics 3-8 & Reading 3-5 CAT

- All CAT forms will have two sections.
- Section 1 contains two sample items.
 - One multiple choice item and one technology-enhanced item (TEI)
 - Students can navigate forward and backward between sample items.
 - End of Section 1 screen will show items as answered.



Mathematics 3-8 & Reading 3-5 CAT

- **Section 2 contains the test items for the Mathematics or Reading CAT.**



Mathematics 3-8 CAT

- **NO *Review* button**
- **NO *Bookmark* button**
- **Stop sign - no seal code**
 - Calculator section for grades 4,5,6,7

Grade 3 Mathematics



Grades 4,5,6,7 Mathematics

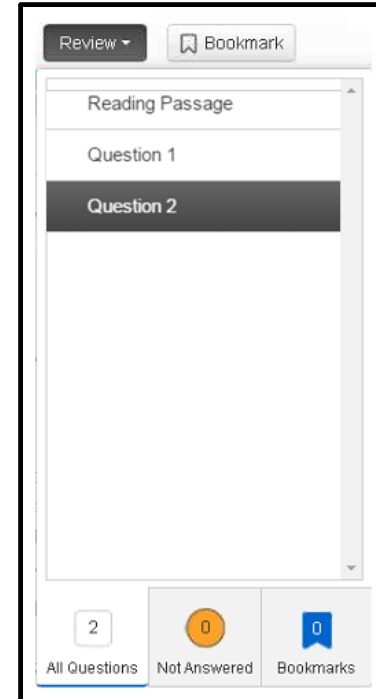


Reading 3-5 CAT

- **All students taking a Reading CAT will have the same number of passages and total items.**
- **Grades 3, 4, and 5 Reading CAT tests have four passages and one field test passage that is being tested for future use.**

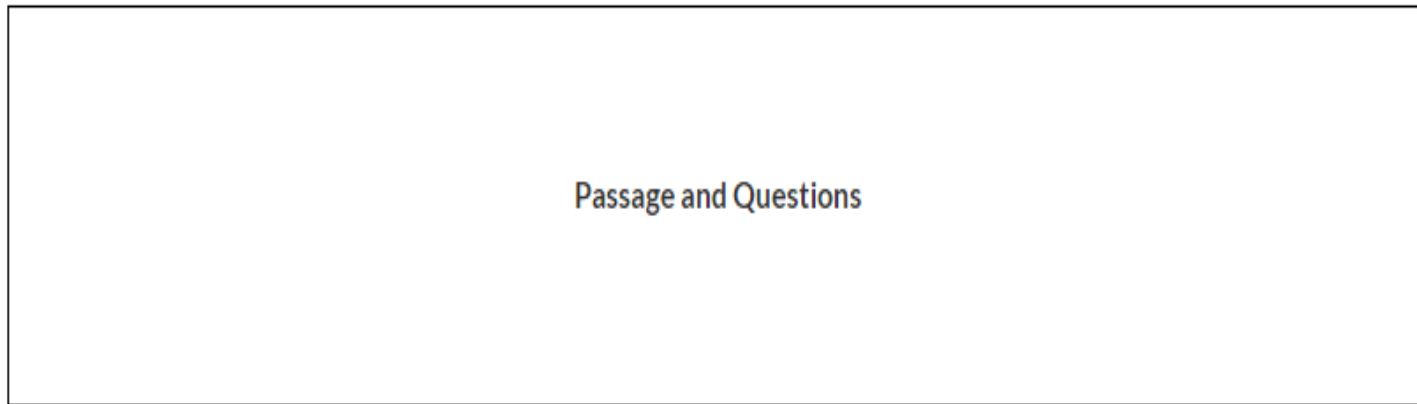
Reading 3-5 CAT

- **Review Button and Bookmark Button**
 - Available within a passage set
 - Only questions a student has visited and answered in the passage set will be listed in the *Review* drop-down menu.
 - The passage will remain in view for all questions associated with the passage.
 - Each question in a passage set must be answered before advancing to the next question. **Students may not skip questions.**
 - Only questions within a passage set may be reviewed.
 - Questions that are bookmarked should be reviewed prior to navigating to the next passage.
 - Students may not return to a **previous passage**.



Reading 3-5 CAT: Message Screens

- Beginning a passage and question set, students will see this message and **NOTHING ELSE:**



- Students may only select the *Right Arrow* button on this screen, **AT THE TOP OF THE SCREEN**

Reading 3-5 CAT: Message Screens

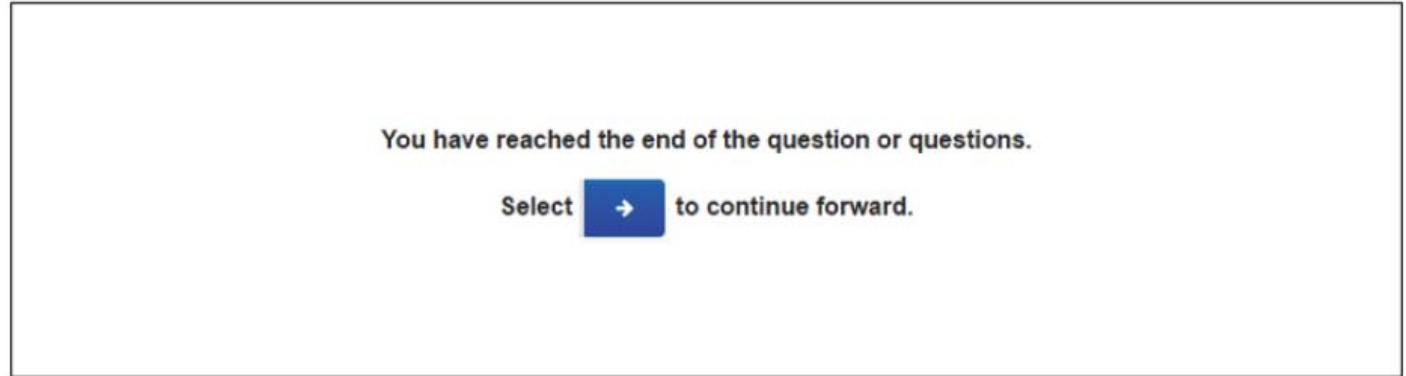
- **Standalone question(s):** This message notifies students that one or more standalone questions will be next:

Read and answer the next question or questions.

- Students may only select the *Right Arrow* button on this screen, **WHICH IS LOCATED AT THE TOP OF THE SCREEN.**

Reading 3-5 CAT: Message Screens

- **Standalone question(s):** This message notifies students that they have completed the standalone question(s):



- Students may only select the *Right Arrow* button to go to the next transition screen.
- **This message is in the middle of the screen, but students can ONLY SELECT THE RIGHT ARROW BUTTON AT THE TOP OF THE SCREEN**

Review ▾

Bookmark

N. Student



ELEMENTARY SCHOOL READING CAT TRAINING TEST / SECTION 2 / INSTRUCTIONS



You have reached the end of the questions for the passage.

You can select the button to review any question.

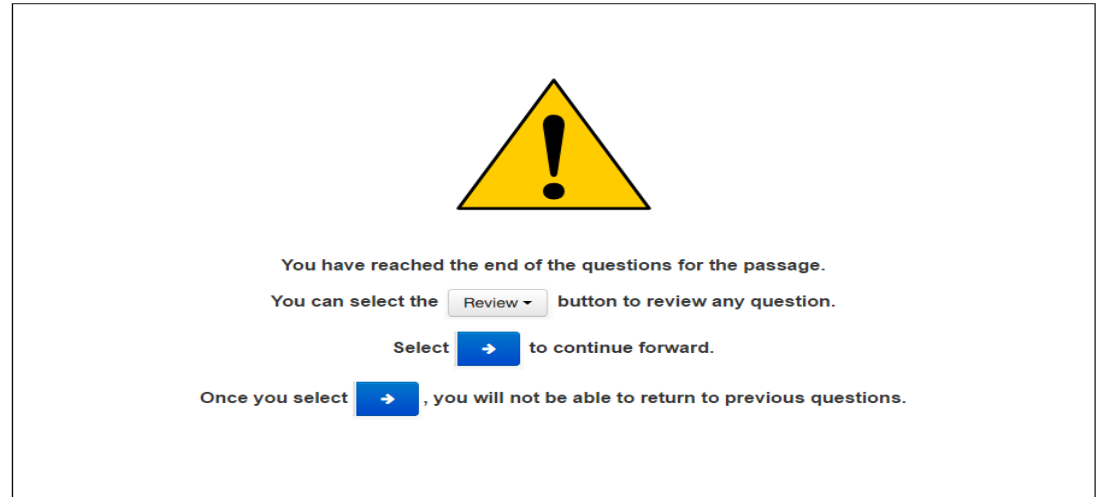
Select to continue forward.

Once you select , you will not be able to return to previous questions.

This message is in the middle of the screen, but students can ONLY SELECT THE RIGHT ARROW BUTTON AT THE TOP OF THE SCREEN

Reading 3-5 CAT: Message Screens

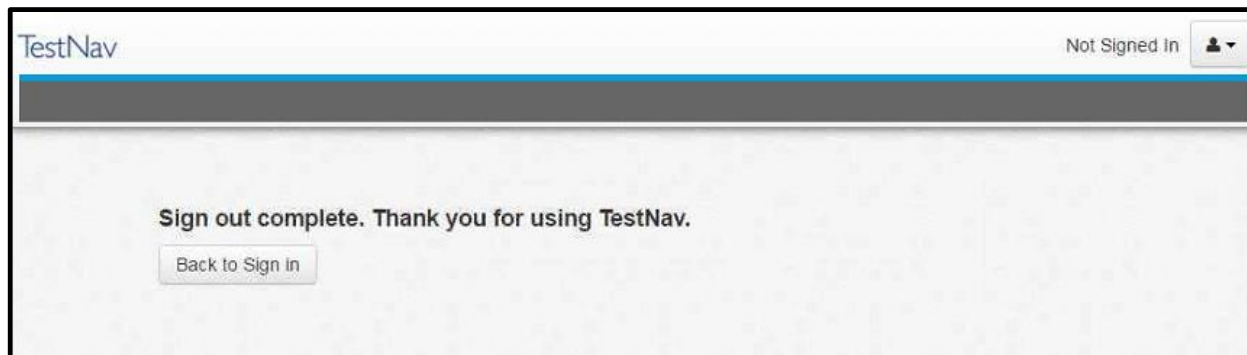
- End of a passage and question set: Students will see this message at the end of a passage and question set:



- Students may select the *Review* button to go back to the passage's questions or *Right Arrow* button to go to the next transition screen.

Mathematics 3-8 & Reading 3-5 CAT

- **Students will receive a final screen after the last question has been answered.**



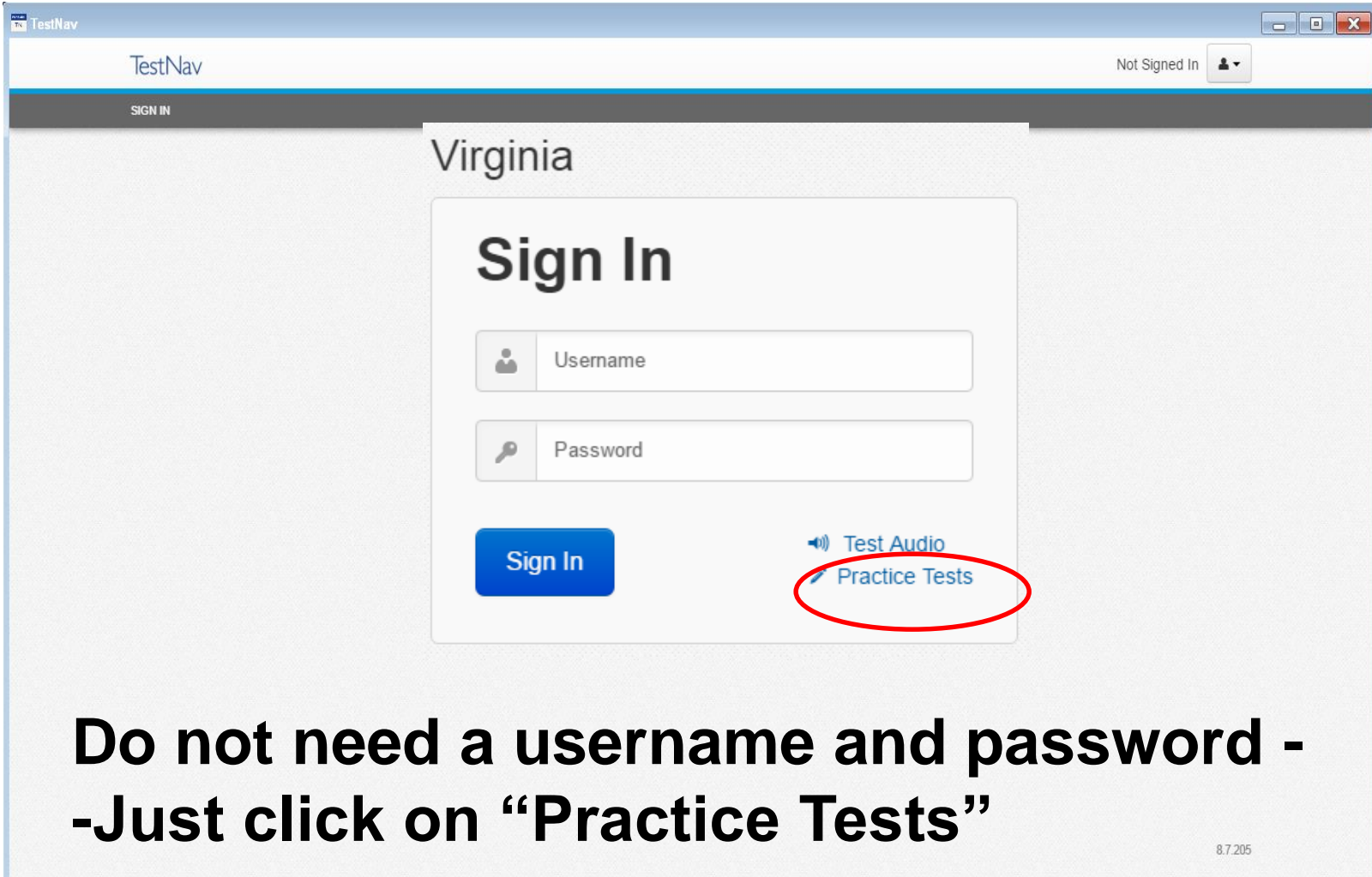
TestNav 8 Practice Items

- The TestNav 8 Practice Items are located on the Sign In screen for TestNav 8.
- First, launch the TestNav 8 Application.



TestNav 8 Practice Items

- Then click on the Practice Tests link.



The screenshot shows the TestNav interface for Virginia. At the top, there is a header with "TestNav" on the left and "Not Signed In" with a user icon on the right. Below the header is a dark bar with "SIGN IN" on the left. The main content area is titled "Virginia" and contains a "Sign In" form. The form has two input fields: "Username" and "Password". Below the fields is a blue "Sign In" button. To the right of the button, there are two links: "Test Audio" and "Practice Tests". The "Practice Tests" link is circled in red.

**Do not need a username and password -
-Just click on “Practice Tests”**

TestNav 8 Practice Items

Click on the subject area and the desired set.

Standards of Learning Practice Item Sets

Mathematics

Mathematics Tools Practice

Grade 3 Mathematics

Grade 3 Mathematics - Audio

Grade 4 Mathematics

Grade 4 Mathematics - Audio

Grade 5 Mathematics

Grade 5 Mathematics - Audio

Grade 6 Mathematics

Grade 6 Mathematics - Audio

Grade 7 Mathematics

Grade 7 Mathematics - Audio

Grade 8 Mathematics

Grade 8 Mathematics - Audio

Algebra I

Algebra I - Audio

Geometry



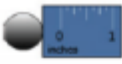







Geometry - Audio

Algebra II

Algebra II - Audio

Reading

TestNav 8 - Navigation, Tools, and Features

Tool name	Tool Icon	Tool Description
Pointer		Use to respond to questions.
Answer Eliminator		Use to eliminate (cross off) answer choices on multiple-choice questions and on some technology enhanced items.
1/8" Ruler		Use to measure an object on screen.
Centimeter Ruler		Use to measure an object on screen.
Protractor		Use to measure an angle.
TI-108 Basic Calculator		Use for mathematical calculations. This is an online version of the Texas Instruments 108 (TI-108) calculator.
Notepad		Use to type notes when responding to the short paper component of the writing test. Notes can be copied and pasted between the notepad tool and the writing response area.
Highlighter		Use to highlight text only. The highlighter tool is accessible by selecting text and then selecting the highlighter color. Pink and blue are the two highlighter colors available when the foreground and background settings are set to the default (black on white). These colors may change when the foreground and background setting is changed.
Exhibit Window		Use to view exhibits such as a formula sheet, z-table, the Periodic Table of the Elements, the writing prompt, checklist for writers, and shortcut keys.
Pencil, straightedge, dot, and compass tools		These tools are only available within a drawing interaction area (a boxed area) on certain questions. A drawing interaction area may be placed around artwork or graphs in the question or answer options. Drawing interaction is only used on questions on the mathematics and science tests.



TestNav 8 - Audio

- Students taking an audio version of a test should have practice using the audio player prior to testing. The audio player is available on the audio practice tests.
- Two audio players will appear in passage-based tests.
 - One controls the audio for the passage while one controls the audio for the questions.
- Students should test that they can hear the audio sound while the Sign In screen is visible prior to beginning the test.



TestNav 8 – Art and Background

- Art in any portion of an item will not respond to the highlighter tool or to a change in background color. Some mathematics items have equations in art format.

Step 1: $-6 \leq -2x + 3$

Step 2: $-6 + (-3) \leq -2x + 3 + (-3)$

Step 3: $-9 \leq -2x + 0$

Step 4: $-9 \leq -2x$

Step 5: $\left(\frac{-1}{2}\right)(-9) \geq \left(\frac{-1}{2}\right)(-2x)$

Step 6: $\frac{9}{2} \geq 1x$

Step 7: $\frac{9}{2} \geq x$

The background color was changed to blue but the art remained white.

Distributive Property

Commutative Property of Multiplication

Inverse Property of Multiplication

Identity Property of Multiplication

Training Center

- **Training Center Tests**
 - Elementary School Mathematics Training Test
 - 15 previously released grade 3 items
 - Includes “stop sign” resource grade 3 mathematics students will encounter.
 - “Stop sign” simulates the “calculator” resource in grade 4 mathematics and grade 5 mathematics.
 - Elementary School Reading Training Test
 - 14 previously released grade 3 items
 - 2 passages and 1 standalone item

Resources for CAT

- **Training Center Tests (continued)**
 - Available in the PearsonAccess Training Center
 - **DDOT must create students, create test sessions, print Student Authorizations (test tickets), start test sessions for examiners/teachers and resume exited tests in order for students to log back in.**
 - Students will use the Student Authorizations to log into the TestNav 8 application to access this training test.

Manuals Updates

- **Examiner's Manuals and Test Implementation Manuals reflect the TestNav 8 updates.**
 - New Resources for Test Preparation
 - TestNav 8 Tools
 - Navigation
 - Sign In
 - Transition Screens
 - Submit Screens

Manuals Updates: Transition Screens

- **Grades 3, 4, & 5 *Reading* Transition Screen Assistance in the Examiners Manuals**

When students encounter these screens and have questions, the Examiner/Proctor may read the screens to the student and/or use the descriptions in the Examiner's Manuals to assist in providing directions to the student for navigating the screen.

Manuals Updates: Transition Screens

- **Grades 3, 4, & 5 *Reading* Transition Screen Assistance in the Examiners Manuals**
 - Students who receive the audio or read-aloud accommodation should have the transition screens read to them if students do not know what to do.
 - **Students receiving the Audio test are directed to raise their hands when the “message screens” appear. When the Examiner/Proctor reads the message screens to the student, the reading does not have to be recorded or proctored.**

Manuals Updates: Monitoring the Test

- Monitoring the test section, added guidance for **Grades 3-5 Reading and Grades 3-5 MATH STOP** sign issues for **Single-Day Tests**

If a student continues past the STOP sign and goes into the Day 2 section, they must continue and finish the test. **This is not considered an irregularity.**

Manuals Updates: Monitoring the Test

- On a Two-Day test:
- If the student does not stop at the STOP sign on Day 1, but enters Part 2.
- Stop the student's testing and have students EXIT the Test.
- Keep student at the workstation and notify STC; who notifies DDOT; who calls VDOE immediately. VDOE will provide guidance. No action should be taken until directed by VDOE.
- **THIS IS an IRREGULARITY**

Testing Supplements for Paper/Pencil

- **Supplements to the Examiner's Manuals and the Supplement to the Test Implementation Manuals for Paper Testing have also been updated:**
 - Prohibiting wearable technology
 - Additional writing implements
 - Headings added to monitoring testing
 - Updated Assembly ID sheet
- **Must only use the 2016-2017 Supplements available on the VDOE Web page**

Writing Implements

Writing Implements have been updated to correspond with the two highlighter colors provided in TestNav 8.

- Online tests: in addition to the one pencil or one pen to use on the scratch paper, each student may be provided two additional writing implements such as highlighters, colored pens/pencils.

Calculator Accommodations

Accommodation 28 --Fraction Calculator

- **Applies to all Grades 3-8 Math and**
- **Grade 5 and Grade 8 Science**

Testing Accommodation Documents: Upcoming Testing Memo

- **Math Aids**

The Explanation of Testing Accommodations for Students with Disabilities - Math Aids document is being updated.

- **Assistive Technology**

The Explanation of Testing Accommodations for Students with Disabilities - Assistive Technology document is being updated. Refer to the Test Implementation Manual for all conditions and procedures for these accommodations.